

VERSATILE®

SOFT-SET, FULLY REPOSITIONABLE
PRESSURE SENSITIVE ADHESIVE

SIGNATURE LINE®

TECHNICAL DATA SHEET

June 2024
Version 3.2

RESIDENTIAL

MULTI-FAMILY

COMMERCIAL

DESCRIPTION

Versatile gets the job done again and again...and again. With its high-tack, fully repositionable design and immediate access for light traffic, it gives you the freedom to move. Versatile has multiple application methods that make it a perfect solution for all your modular flooring needs.

**THIS PRODUCT
DOES NOT
OFFER MOISTURE
PROTECTION**

APPROVED FLOORING TYPES

CARPET: Broadloom (6-ft vinyl-backed, double-stick - cushion-to-substrate, HP- & vinyl-backed), **Modular** (hard-backed, soft-backed) **RESILIENT: Modular** (LVP, LVT, VCT), **Sheet** (fiberglass) **WOOD: Cork** (underlayment)

PRECAUTIONARY NOTE:

- Commercial usage for carpet tile only.

APPROVED SUBSTRATES & SURFACES

- APA underlayment grade plywood and OSB
- Association grade particleboard
- Cement backer board
- Cementitious and anhydrite screeds
- Concrete and radiant heated subfloors that do not exceed 85°F (30°C)
- Existing well-bonded non-cushion-backed vinyl, tile and sheet flooring
- Fully secured cork underlayments
- Gypsum and lightweight concrete (primed with TAYLOR 2025, Zephyr® or Enhance®)
- Terrazzo (properly prepared with all waxes and surface finishes removed)

SUBSTRATE TESTING

RH - 95% [ASTM F2170]

pH - 5-10 [ASTM F710]

MVER - 10 lbs [ASTM F1869]

PRECAUTIONARY NOTE:

- This product does not form a moisture vapor barrier and will not protect flooring from moisture damage.

Taylor Adhesives is not responsible for failures caused by significant plasticizer migration from flooring, contamination or substrates.

SUBSTRATE & SURFACE PREPARATION

Follow flooring manufacturer's guidelines. Substrate must be prepared per ASTM F710 standards including, but not limited to the following:

- Concrete floors must be dry, clean, smooth and structurally sound. They shall be free of any foreign materials that might prevent adhesive bond, including dust, dirt, solvent, paint, wax, oil, grease, contaminants from sweeping compounds, residual adhesive, adhesive removers, incompatible sealers, fire-retardant chemicals, fungicides, release agents, alkaline salts, excessive carbonation, laitance, mold, mildew, and curing, sealing, hardening or parting compounds.
- Fill all surface cracks, grooves, depressions, control joints and non-moving joints with moisture resistant patching and self-leveling compounds, allow to fully cure and correct high spots before applying adhesive.
- The substrate, adhesive and flooring must be acclimated in an enclosed building with the HVAC operational at service temperature, between 60-95°F (15-35°C), and between 30-65% relative humidity, for at least 72 hours prior to, during, and permanently after installation.

TAYLOR TECHNICAL SERVICES

📞 706.712.5823

📧 tech@tayloradhesives.com

📍 3343 Dug Gap Road, Dalton, GA 30721

TAYLOR
WITH YOU EVERY STEP™

- When installing over radiant heated subfloors, turn the heat off for 24 hours before, during and after installation. Failure to turn the heat off may result in shortened working time of the adhesive. When turning radiant heat back on, raise it incrementally, not to exceed a change of more than 5 degrees per hour to a maximum of 85°F (29°C).

PRECAUTIONARY NOTES:

- Concrete must be placed in strict accordance with applicable standards and specifications. An intact moisture vapor retarder must be present below the concrete (see ASTM E1745), must be fully cured (at least 45 days), without hydrostatic pressure, without pressurized liquid from any source, and free of surface alkaline salt crystallization.
- Flooring must be acclimated per manufacturer’s guidelines.

APPLICATION INSTRUCTIONS

Follow flooring manufacturer’s guidelines for layout, design and any special precautions for installation.




1. Spread adhesive using required tools.
2. Install flooring.
 - Wait 30-60 minutes after adhesive is spread to allow flash off. Adhesive will darken to visually cue installer.
 - Working time ~24 hours under acceptable temperature and humidity.
3. Roll and cross roll floor with 75-100 lb roller after installation to ensure proper adhesive transfer.

PRECAUTIONARY NOTE:

- Reseal lid when not in use to protect product.

REQUIRED TOOLS AND COVERAGE

*Trowel dimensions are width X depth X spacing. Coverage is approximate and may vary depending on porosity of substrate and the angle at which the trowel is held.

FLOORING TYPES	TOOL* (IMAGES NOT SCALE)		ESTIMATED COVERAGE
BOND ONLY			
CARPET: Broadloom (6-ft vinyl-backed, HP & vinyl-backed) RESILIENT: Modular (LVP, LVT, VCT [non-porous])	1/16" x 1/32" x 1/32" U Notch		220-260 ft²/gal
CARPET: Broadloom (double-stick cushion-to-substrate) Modular (hard-backed, soft-backed) RESILIENT: Modular (LVP, LVT, VCT [porous]) WOOD: Cork (underlayment)	1/16" x 1/16" x 1/16" Sq Notch		150-180 ft²/gal
RESILIENT: Sheet (fiberglass) CARPET: Broadloom (6-ft vinyl-backed, HP & vinyl-backed) Modular (hard-backed)	3/8" Short Nap Roller		Up to 350 ft²/gal

*It is the sole responsibility of the contractor/installer to determine the proper porosity of the subfloor, apply the correct amount of adhesive for the job conditions and ensure that all instructions, procedures and practices are strictly adhered to.

CLEANING INSTRUCTIONS

While product is still wet: Use a damp cloth and water to remove.

While product is still soft: Use denatured alcohol, mineral spirits, or an adhesive remover/stripper. Always check compatibility on a piece of scrap flooring.

STORAGE

This product should be stored at temperatures between 50-90°F (15-32°C). While this product is freeze-thaw stable, it is necessary to protect it from freezing. Freeze/thaw stable to 10°F (-12°C).

CAUTION

DO NOT take internally. If swallowed, DO NOT induce vomiting. Call a physician immediately. KEEP OUT OF REACH OF CHILDREN.

WARRANTY INFORMATION

For warranty information, call Technical Services at **706-712-5823**, visit us on the web at **www.tayloradhesives.com** or e-mail us at **tech@tayloradhesives.com**. Flooring manufacturer’s and TAYLOR’s written pre-installation and installation instructions must be strictly followed or the TAYLOR warranty will be void.

VERSATILE PRODUCT INFORMATION		
PRODUCT CHARACTERISTICS	Product Classification	Soft-Set, Fully-Repositionable Pressure Sensitive Adhesive
	Base Chemistry	Hybrid Acrylic
	Curing Method	Evaporation
	Appearance/Color	Light blue (wet), dark teal (dry)
	Odor	Extremely low
	Consistency	Smooth, low viscosity liquid
	Application	Easy troweling/rolling
	Flammability	Non-flammable
	Freeze/Thaw	Stable to 10°F (-12°C) [3 cycles]
	Shelf Life [Unopened Container at 70°F]	2 years
TESTING	Moisture Control	No
	RH [ASTM F2170]	95%
	pH	5-10
	MVER [ASTM F1869]	10 lbs
	Porosity [ASTM F3191]	N/A
TIME	Open Time	N/A
	Flash Time	30-60 min
	Working Time	24 hrs
	Cure Time	24 hrs
	Pot Life	N/A
TRAFFIC	Light Traffic	0 min
	Heavy Traffic	24 hrs
	Heavy Rolling Loads	N/A
ACOUSTICS*	STC	N/A
	IIC	N/A
	Delta IIC	N/A
SUSTAINABILITY	Solvents	No
	Isocyanates	No
	VOC Wet Applied [g/L] [SCAQMD Rule #1168]	< 11 g/L
	Bio-Based Content	Yes
	Post-Consumer Recycled Content	Yes
	Mineral Abundant Content	Yes
	LEED v4/4.1 Points	Contributes to low emitting materials
	Certifications	FloorScore®, Green Label Plus®, GREENGUARD®, Material Health Certificate - Silver
Transparency	mindful MATERIALS Library, USGBC Member	
WARRANTY**	Duration (non CFI Certified)	10-Year Performance Warranty
	Duration (CFI Certified)	Lifetime Performance Warranty
	Coverage	Bond

*IIC (delta) and STC (delta) ranges are flooring assembly specific based on third party testing and verification in a controlled environment. For any questions or further information, please contact TAYLOR Technical at 706-712-5823.

**For warranty information, view Product Warranty Certificate.